



reddot award 2019
winner



Pliat®

Aluminium stackable roller
shutter with movable slats

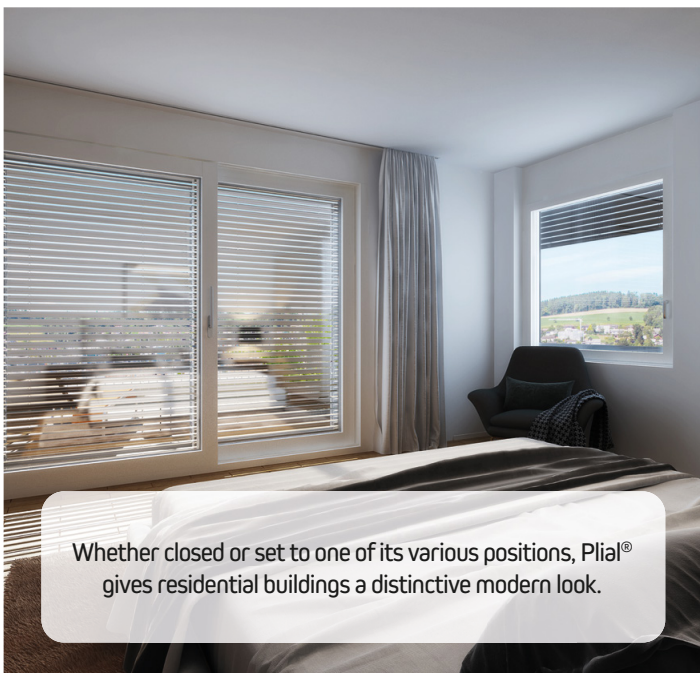




The self-supporting structure ensure optimal use of the existing space, allowing excellent insulation of the building.



Its compact design lends itself to all manner of different applications. Whether it is to be used as a tower, built-in or front-mounted roller shutter and one that unrolls inwards or outwards, Plial® boasts impressive flexibility.



Whether closed or set to one of its various positions, Plial® gives residential buildings a distinctive modern look.

Plial®

Plial® is the stackable roller shutter system featuring numerous benefits for new, renovated and refurbished buildings.

1

ELEGANT DESIGN THANKS TO STRAIGHT SLATS AND SMALL SIDE GUIDE RAILS

The design of the slat gives Plial® elegance and distinguishes it from other roller shutter systems. The shutter curtain, the side guide rails and main visible components can be supplied in any colour and colour combination.

2

BETTER AIR VENTILATION

The space of 9mm between the slats gives the rooms of the house the best ventilation conditions when the shutter curtain is in the slat spacing position.

3

MORE LIGHT IN THE ROOM

and at the same time guaranteed protection from curious eyes from outside. The combination of these two properties means more comfort for you, your plants and your pets.

4

MORE SECURITY THANKS TO THE AUTOMATIC SHUTTER CURTAIN ANTI-LIFT DEVICE AND THE COMBINATION OF SIDE GUIDE RAILS WITH SLIDING END CAPS

The built-in anti-lift system on the side supports and the special rolling mechanism prevent the shutter curtain from being lifted manually from the outside when it is completely closed. The sliding end caps fixed to each slat in combination with the side guide rails, increase the intrusion and wind load resistance.

5

HIGH QUALITY COMPONENTS GUARANTEE ROBUSTNESS AND LONG-LIFE OF THE PRODUCT

With a simple mechanism combined with components made of aluminium, stainless steel and fibre-reinforced plastic, we ensure that the roller shutter keeps its original condition. Reliable operation, aesthetics and long-life quality.


Made in Switzerland




The 40-mm-high **straight slats** give the shutter curtain a unique elegance. They are filled with a CFC-free polyurethane foaming to improve the insulation and the stability of the shutter curtain.



Bottom bar with anti-noise PVC profile and stop brackets, both made of anodized aluminium. The components can be powder coated.




Sheet metal **top cover** (optional) to protect the roll shutter.



The mobile slats are joined by **solid chrome-nickel steel hooks**. The joining hooks can separate the slats by up to 9 mm to provide excellent ventilation and optimum lighting inside. When closed, the shutter curtain ensures complete darkness and outstanding soundproofing.




Side guide rails, 19 x 37 mm, made of powder coated or anodized aluminium profile equipped with anti-noise brushes.



SGR Mounting profile (optional) for front fixing of the side guide rails, suitable for façade installation. Ensures blackout of the window perimeter. No visible screws thanks to the special design of the profiles.



Aluminium square profile roller with anti-lift system. The unfolding of the shutter curtain is possible inwards and outwards.



2 slats or 3 slats stacking system. The rotation of the square profile roller allow the slats to be stacked in an orderly way, 2 slats at a time. It is also available the 3 slats stacking system, that stacked 3 slats at a time: this version reduce the vertical dimensions of the package height.



Bottom cover for the storage of the slats package made of powder coated or anodized aluminium profile. Standard height 40mm. Over 2000mm of width of construction, the bottom cover is supplied in height 100mm.



Sliding end caps made of polyamide. Excellent sliding in the side guide rails. The sliding end caps are joined together in such a way that two or three slats can be stacked together inside the storage unit at the same time. They are fixed to the slats by punching (two-slat version) or with a rustproof staple (three-slat version) and reinforced for best wind resistance.



The motor drive reduces the risk of damage thanks to its obstacle detector and thermal protection. Easy programming of limit switches and intermediate stop position. The motors can be controlled with wall switch or remote control.



Manual drive (optional) with standard or extendable articulated crank handle including joint and magnetic rod holder.

Technical data

Maximum installation height (hk)

- with motor drive 3'000 mm
- with manual drive
 - standard reduction winch (3:1): [- -] 2'960 mm
[- - -] 2'900 mm
 - narrow reduction winch (5:1): [- -] 2'200 mm
[- - -] 2'165 mm

- Maximum opening height (hl) [- -] 2'560 mm
[- - -] 2'650 mm

- Minimum opening height (hl) 400 mm

Width of construction (bk)

- minimum 400 mm
- minimum with motor 570 mm
- minimum with radio motor 660 mm
- maximum 2'700 mm

Maximum surface area (bk x hk)

- with motor drive
 - single shutter curtain 7 m²
 - coupled shutter curtains 10 m²
- with manual drive
 - single shutter curtain 6,5 m²
 - coupled shutter curtains 6,5 m²

Coupled shutter curtains

- number of shutter curtains that can be coupled with a single drive 2 o 3 shutter curtains
- middle control side only with manual drive -

- Weight per m² approx. 3,5 kg

Minimum lintel dimensions [- -]									
tn	125 mm								
hl ⁽¹⁾	1'040	1'295	1'450	1'645	1860	2'050	2'200	2'455	2'560
hp ⁽¹⁾	250	280	300	320	350	370	390	420	440

Minimum lintel dimensions [- - -]									
tn	160 mm								
hl ⁽¹⁾	1'270	1'330	1'460	1'685	1'875	2'075	2'300	2'500	2'650
hp ⁽¹⁾	230	240	250	270	290	300	320	330	350

- Two-slats version [- -] Three-slats version [- - -]
hp = package height tn = lintel depth

⁽¹⁾ For intermediate dimensions, see the complete table in the Plial® data sheet.

⁽²⁾ Standard from bk width of 2000mm.

⁽³⁾ For more information see the brochure of SGR Mounting profile.

Optional on request

- Mounting profile (SGR) for front fixing of Regazzi side guide rails⁽³⁾
- Blackout profile and end caps for side guide rails⁽³⁾
- Sheet metal top cover
- Special colours and imitation wood
- Powder coated side guide rails, bottom bar and stop brackets
- Manual drive
- Obstacle detection motors and bidirectional radio motors
- Bottom cover with a height of 100mm⁽²⁾
- Bottom cover for side guide rails
- Bottom bar stopper for side guide rails
- Fixing brackets for side guide rails

Wind load resistance

MINERGIE

Width of construction (bk)	1'000	1'500	2'000	2'700
Class	6	6	5	4

Wind load resistance in conformity with VSR technical guidelines (Association of Swiss sun protection and weather suppliers)

Class	0	1	2	3	4	5	6
Wind [m/s]	<9.0	<9.0	11	13	17	21	26
Wind [km/h]	32	32	39	46	60	76	92